

1 2 3 4 5 6 7 8 9 10 11

Handwritten musical notation on a single staff, featuring a treble clef and a key signature of one flat. The notation includes eighth and sixteenth notes, rests, and bar lines. Measure numbers 1 through 11 are written above the staff.

3 4 5

Handwritten musical notation on a single staff, continuing from the first staff. Measure numbers 3 through 5 are written above the staff.

6 7

Handwritten musical notation on a single staff, continuing from the second staff. Measure numbers 6 through 7 are written above the staff.

8

Handwritten musical notation on a single staff, continuing from the third staff. Measure number 8 is written above the staff.

9 10 11

Handwritten musical notation on a single staff, continuing from the fourth staff. Measure numbers 9 through 11 are written above the staff.

11 12

Handwritten musical notation on a single staff, continuing from the fifth staff. Measure numbers 11 through 12 are written above the staff.

B

13

14

15

16

Alcuna uolta per le deletteuole uariatione le chiuse ouer cadēze deueno farfi nel'ottaua alra come si mostra nelli sotto sequēti esc pi liquali son sopra la medesima cadenza ouer chiusa passata.

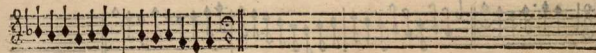
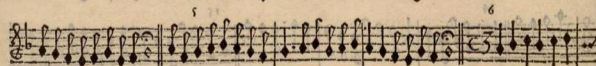
17




18

19



Altre uariationi di cadenze sopra
il medesimo G sol re vt





17



18



19



20



21



22



23



24



Cadenze ouer chiuſe in
Ala mi re

1 2

3 4

5 6

7

8 9

10 b 11

The image displays a musical score for a cadence or closing piece in the key of A minor (Ala mi re). The score is written on a single staff in treble clef with a common time signature (C). It consists of 12 measures, each numbered from 1 to 12. The notation includes various rhythmic values such as eighth and sixteenth notes, often beamed together, and rests. Measure 10 contains a 'b' symbol, likely indicating a flat or a specific fingering. The piece concludes with a double bar line and a fermata over the final note in measure 12.

12 13

14

15

16

Cadenze in B fa mi

1 2

3


A handwritten musical score consisting of six staves of music. The notation is in a single system, with each staff containing a sequence of notes and rests. The music is written in a treble clef with a key signature of one flat (B-flat). The notes are primarily eighth and sixteenth notes, often beamed together. The score is divided into measures, with measure numbers 4, 5, 6, 7, 8, 9, 10, 11, 12, 13, 14, and 15 written below the corresponding staves. The notation includes various note values, rests, and bar lines. The handwriting is clear and legible.

4 5
6 7
8 9
10 11
12 13
14 15


Cadenze in C sol fa vt

Cadenze in D la sol





Cadenze in
D la sol re





Fannosi Cadenze ouer chiuse d'altra maniera, lequali nel cader che fa dalla settima all'ottava, tardano al doppio dell'altre, come nel sottoferitto effempio si vedranno. Et ne la Tauola gia l'ho chiamate Cadenze larghe per differenza dell'altre quali han la mita manco, il perche le chiamo breui e strette : che queste sono d'una battuta e le larghe son di due.

Cadenze ouer
chiuse di G sol
re vt.



5

7

Cadenze
d'Alamire

1

2

3


4

5

6

1

Cadenze in B fa | mi



6

Cadenze
in D la sol


1

2

3

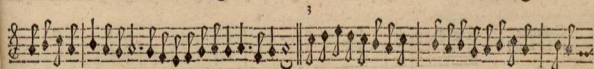
4

Cadenze
in F faur





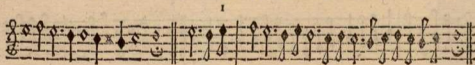
Cadenze in
A la mi re



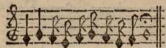
Cadenze
in C sol fa



Cadenze
in D la sol



Cadéze corte
 senza B mol
 in F fa vt



Cadenze in
A la mi re



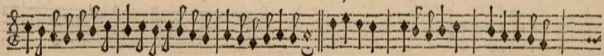
2



3



4



5

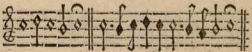
6



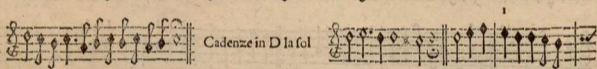
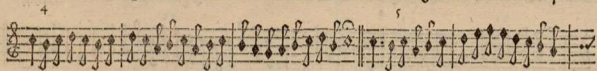
7



Cadenze
in C solfa



1



5 6

A musical staff in treble clef with a common time signature. It contains two measures of music. The first measure has a '5' above it and contains six eighth notes. The second measure has a '6' above it and contains six eighth notes, ending with a fermata.

Cadenze in E la

A musical staff in treble clef with a common time signature. It contains two measures of music. The first measure has a '1' above it and contains six eighth notes. The second measure has a '2' above it and contains six eighth notes, ending with a fermata.

3


A musical staff in treble clef with a common time signature. It contains two measures of music. The first measure has a '3' above it and contains six eighth notes. The second measure has a '3' above it and contains six eighth notes, ending with a fermata.

4 5

A musical staff in treble clef with a common time signature. It contains two measures of music. The first measure has a '4' above it and contains six eighth notes. The second measure has a '5' above it and contains six eighth notes, ending with a fermata.

6 7

A musical staff in treble clef with a common time signature. It contains two measures of music. The first measure has a '6' above it and contains six eighth notes. The second measure has a '7' above it and contains six eighth notes, ending with a fermata.

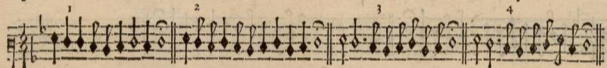


Quantunque delle Cadenze del soprano le piu da chi fa possano facilmente mutarsi nel basso poi che si veg-
gono hauere li medesimi tratti, non dimeno per che forse alcuno non sapria seruirfene com'io vorrei, m'e para-
so qui soggiungere le piu ordinarie Cadenze che son nel basso, & il primo essemplio fara in G sol re vt graue.

The image displays ten numbered musical examples of cadences for the bass clef in G major (one sharp, F#). Each example is presented on a two-staff system. The first staff of each system is the treble clef, and the second is the bass clef. The examples are numbered 1 through 10. Examples 1, 2, 3, and 4 are in 2/4 time, while examples 5 through 10 are in 3/4 time. Each example shows a melodic line in the bass clef with various rhythmic patterns and ornaments, often ending with a fermata. The notation includes notes, rests, and bar lines.

Altra maniera di
Cadenze nel mede
simo G sol re vt

A musical score for guitar, consisting of ten numbered measures. The music is written on a single staff with a treble clef, a key signature of one flat (B-flat), and a 3/4 time signature. The notes are primarily eighth and sixteenth notes, often beamed together in groups. Measure 1 starts with a whole note G4. Measure 2 has a whole note F4. Measure 3 has a whole note E4. Measure 4 has a whole note D4. Measure 5 has a whole note C4. Measure 6 has a whole note B3. Measure 7 has a whole note A3. Measure 8 has a whole note G3. Measure 9 has a whole note F3. Measure 10 has a whole note E3. The piece concludes with a double bar line and a final E3 note.



14

15

16

18



17

+

18



19



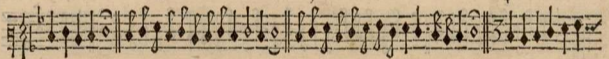
Altra forte di Cadens
ze nel medesimo F fa
vr



2

3

4



5

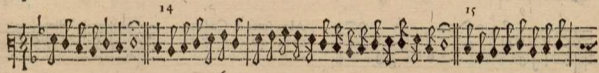
6



7

8







Per che nello scriuere tutto quel che'n tal qualitate si possa fare sopra le Cadenze ouer altri processi e passaggi ogni eccellente Musico farebbe non poco lungo e fastidioso, m'e parso di ridur qua li piu generali e necessarij passaggi, lasciando gl'altri alla diligenza & al buon giuditio d'ogni studioso & accorto professore di Musica bastando a me per hora l'hauer mostro il camino e dato lume a chi di questi documenti voglia passar piu nanzi aiutando il suo ingegno con questa noua opera. E qui specialmente s'auuerta che le Cadenze sequente sono piu generale nel **TENORE ET CONTRALTO** che nell'altre voci e parte & oltra che in la **Ta** uola si troueranno intitulate.



9 10 11

12

Altra manie
ra di Cadenz
ze

1 2 3 4

5 6

1 2 3

Altra ma
niera di Ca
denze

4 5

6

7

20



8

9

10



Altra maniera di
Cadenze larghe.

1

2



3

4



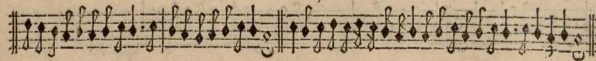
1

2

Altre Cas
dèze larghe




3





Ne gli effempi che fin a qui son posti mi par ch'io habbia messo e chiuso tutto quel che sia principale e di maggior importanza e quel che piu conuiene alle diminutioni delle cadenze. Nella sequente parte si trattera della maniera che si deue seruare nelle diminutioni delli passaggi ouero processi di noti ascendenti e descendentì, ne vi si poneranno le chiauì per che li medesimi passaggi e processi di noti possano accommodarsi e dirsi in tutti li termini e segni di voci.

Per fallir vna seconda di breue.



Per calare vna
secūda di breue.



6

Per fallire la se-
conda di semis-
breue

1 2

3 4 5 6 7

8 9 10 11

12

Per abbaffare la
secōda di semis-
breue

1 2 3

4 5 6 7 8

9 10 11 12

Per ascendere la seconda di minima

Measures 1 through 5 of the first exercise. Each measure is numbered above the staff. The notation shows a sequence of eighth notes ascending from a lower pitch to a higher pitch, with a minim rest at the end of each measure.

Measures 6 through 10 of the first exercise. Each measure is numbered above the staff. The notation shows a sequence of eighth notes ascending from a lower pitch to a higher pitch, with a minim rest at the end of each measure.

Per discendere la seconda di minima

Measures 1 through 5 of the second exercise. Each measure is numbered above the staff. The notation shows a sequence of eighth notes descending from a higher pitch to a lower pitch, with a minim rest at the end of each measure.

Measures 6 through 11 of the second exercise. Each measure is numbered above the staff. The notation shows a sequence of eighth notes descending from a higher pitch to a lower pitch, with a minim rest at the end of each measure.

Measures 12 through 15 of the second exercise. Each measure is numbered above the staff. The notation shows a sequence of eighth notes descending from a higher pitch to a lower pitch, with a minim rest at the end of each measure.

Measures 1 through 3 of the third exercise. Each measure is numbered above the staff. The notation shows a sequence of eighth notes descending from a higher pitch to a lower pitch, with a brevis rest at the end of each measure.

Per fallire la terza di breue

4 5

6 7 8

1 2 3

Per abbaffa
re terza di
breue

4 5

6

1 2

Per alzar ter
za di semis
breue

3 4 5

6 7 8 9

Per descendere terza di semibreue

1 2 3 4 5

6 7 8 9

Per fallire vna terza di minima

1 2 3 4 5 6

7 8 9 10

Per calare terza di minima

1 2 3 4 5 6

Per fallire vna
quatta di bres
ue

Per abbassare vna
quatta di breue

Per fallire vna
quatta de semi
breue

5

6

Per calare vna
quinta di breue



1

2

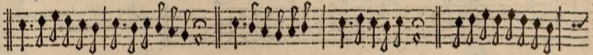
3



4

5

6



1

2

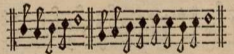
3

Per alzare vna
quinta di ses
mibreue



4

Per abbassare vna quinta di
semibreue



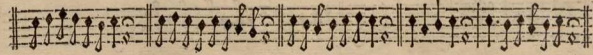
2

3

4

5

6



Per alzare vn
passo di semimis-
nime

1 2 3 4

5 6 7 8

This section contains two staves of musical notation. The first staff has four measures, each starting with a measure number (1, 2, 3, 4) above it. The second staff has four measures, each starting with a measure number (5, 6, 7, 8) above it. The notes are written in a treble clef with a key signature of one flat. The rhythm consists of semiminime notes, with some measures containing rests.

9 10

This section contains two staves of musical notation. The first staff has two measures, each starting with a measure number (9, 10) above it. The notes are written in a treble clef with a key signature of one flat. The rhythm consists of semiminime notes.

Per descendere vn passo
di semiminime

1 2 3 4

This section contains two staves of musical notation. The first staff has four measures, each starting with a measure number (1, 2, 3, 4) above it. The notes are written in a treble clef with a key signature of one flat. The rhythm consists of semiminime notes.

5 6 7 8

This section contains two staves of musical notation. The first staff has four measures, each starting with a measure number (5, 6, 7, 8) above it. The notes are written in a treble clef with a key signature of one flat. The rhythm consists of semiminime notes.

9 10

This section contains two staves of musical notation. The first staff has two measures, each starting with a measure number (9, 10) above it. The notes are written in a treble clef with a key signature of one flat. The rhythm consists of semiminime notes. The second staff is empty.



DE DIEGO
ORTIZ
TOLEDANO
LIBRO SECONDO

TAVOLA DEL SECONDO LIBRO.

Dichiaratione dela maniera che se ha da sonare il violon col cimbalò		Recercata seconda sopra il detto madrigal	38
Ordine per accordare il violon col cimbalò	25	Recercata terza sopra il detto madrigal	39
Recercata prima	26	Recercata quarta che e vna quinta voce sopra il detto madrigal	40
Recercata seconda	27	Vna Canzon Francese doulice memoire	41
Recercata terza	28	Recercata prima sopra doulice memoire	43
Recercata quarta	29	Recercata seconda sopra la detta Canzone	44
La seconda maniera de sonare il violon col cimbalò sopra canto piano		Recercata terza sopra la detta Canzon	45
Recercata prima sopra canto piano	30	Recercata quarta che e vna quinta voce sopra la detta Canzone	46
Recercata seconda sopra il medemo canto piano	31	Dichiaratione per sonare sopra tenori	47
Recercata terza sopra il detto canto	32	Recercata prima sopra li detti tenori	47
Recercata quarta sopra il detto	33	Recercata seconda sopra li detti tenori	49
Recercata quinta sopra il detto	33	Recercata terza sopra li detti tenori	51
Recercata sesta sopra il detto canto piano	34	Recercata quarta sopra li detti tenori	53
La terza maniera di sonare il Violon col Cimbalò sopra le compositioni a piu voci		Recercata quinta sopra li detti tenori	55
Vn madrigale, o felici occhi miei	35	Recercata sesta sopra li detti tenori	56
Dichiaratione per sonare sopra cose composte	35	Recercata settima sopra li detti tenori	58
Recercata prima sopra o felici occhi miei	37	Recercata ottava sopra li detti tenori	59
	37	Vna quinta parte sopra li detti tenori	60

DECLIARATIONE DELLE MANIERE CHE SHAN
da sonare col Violone, e col Cimbalo insieme.

IN questo secondo Libro si trattano le varie maniere che si debbiano sonare col Violone, e col Cimbalo insieme, Tre sonno li maniere di sonare. La Prima si dice Fantasia. La Seconda sopra canto Piano. La terza sopra compositione di molte voci. La Fantasia non si puo mostrare, che ciasuno buon sonatore la suona di sua testa e di suo studio & uso. ma ben diro' quel che si richieda per sonarla. La fantasia che sonera' il Cimbalo sia di consonanze ben ordinate. oue poi entri sonando il Violone con alcuni leggiadri passaggi. e quando el Violone si trattiene in alcune tirate ouero archate piane. allhora il Cimbalo gli risponda a proposito. & insieme faccino alcune fughe belle hauendo risguardo e rispetto l'un all'altro, come suol hauerli nelli Contraponti di confietto: e cosi l'uno conoscera l'altro, e con l'essercitatione commune si scopriranno li molti eccellenti e degni secreti che si contengono in questa maniera di sonare di Fantasia, ma delle due altre maniere si fara mentione nella lor conueneuoli e proprii lochi.



L'ORDINE CHE SE HA DA TENER' IN ACCODAR'
il Violone co'l Cimbalo.

SONO molte maniere di accordar' il Violone col Cimbalo, perche si puo sonare per qual si voglia tuono, alzando o calando nel sonare vn punto o piu secondo il tuono del Cimbalo ricerca, il che quantunque sia difficile, col essercitio continuo se rendera facile, pero la piu facile & miglior maniera di accordar il Violone col Cimbalo e che la quinta del Violone in Vodo, sia vnita sono col Gamaut del Cimbalo, per che a questo modo partecipano egualmente delli Bassi & Altissimi, & in questo modo de temperamento se ha da sonar' tutto quello che qui se scriuera di questi Instrumenti. Queste quattro ricercate che qui seguono mi parue di porle libere & sciolte per essercitar la mano, & in parte dar qualche noticia del discusso che se ha da tener' quando se sonata vn Violon solo.

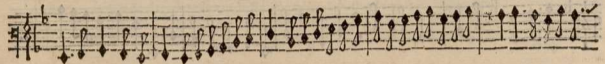
RECERCATA PRIMA


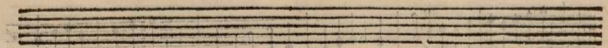
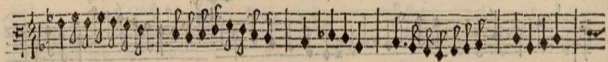
This image displays a page of handwritten musical notation for a piece titled "RECERCATA PRIMA". The score is arranged in six horizontal staves, each containing a single line of music. The notation is written in a historical style, likely from the 16th or 17th century, and includes various rhythmic values, accidentals, and clefs. The first staff begins with a treble clef and a key signature of one flat (B-flat). The music is characterized by a complex, rhythmic pattern of eighth and sixteenth notes, often beamed together. The notation is dense and fills most of the staff space. The paper shows signs of age, with some discoloration and faint, illegible text visible in the background, which appears to be bleed-through from the reverse side of the page. The overall appearance is that of an early manuscript or printed score.

RECERCA DA SEGUNDA




RECERCADA SEGONDA





RECERCATA TERZA

Handwritten musical score for 'RECERCATA TERZA'. The score consists of five staves of music, each beginning with a treble clef, a key signature of one flat (B-flat), and a common time signature (C). The notation is dense and includes various rhythmic values, including eighth and sixteenth notes, as well as rests. The music is written in a style characteristic of 17th-century manuscript notation. The first staff has a '32' in the top left corner. The second staff has a '32' in the top left corner. The third staff has a '32' in the top left corner. The fourth staff has a '32' in the top left corner. The fifth staff has a '32' in the top left corner. The music ends with a double bar line and a fermata-like symbol.



RECERCATA TERZA.

29

Handwritten musical score for "RECERCATA TERZA" on page 29. The score consists of four staves of music, each beginning with a treble clef, a key signature of one flat (B-flat), and a 2/4 time signature. The notation includes various rhythmic values such as eighth and sixteenth notes, often beamed together, and rests. The first three staves contain the main melodic and harmonic material, while the fourth staff concludes the piece with a double bar line and a repeat sign. Below the fourth staff, there are two sets of empty five-line staves, suggesting a continuation of the piece on the following page.

RECERCATA QUARTA

A handwritten musical score for a piece titled "RECERCATA QUARTA". The score is written on six staves, each with a treble clef and a key signature of one flat (B-flat). The notation is dense and intricate, featuring a variety of rhythmic values and melodic lines. The first staff begins with a common time signature (C) and a key signature of one flat. The second staff has a common time signature (C) and a key signature of one flat. The third staff has a common time signature (C) and a key signature of one flat. The fourth staff has a common time signature (C) and a key signature of one flat. The fifth staff has a common time signature (C) and a key signature of one flat. The sixth staff has a common time signature (C) and a key signature of one flat. The notation includes many sixteenth and thirty-second notes, often beamed together, and some notes with stems pointing downwards. The piece concludes with a double bar line and a repeat sign.

RECERCATA QVARTA

30

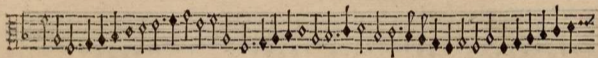
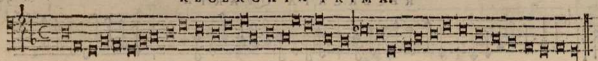


DE LA SECONDA MANIERA DI SONARE


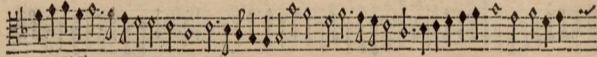
il Violone insieme col Cimbalo, ch'è già sopra del canto piano.

Di questa maniera di sonare, ho composte e qui sottoscritte sei ricercate sopra il Canto piano che seguita, il qual si deve porre nel Cimbalo doue ch'è notato per Contrabasso, accompagnando le consonanze poi con qualche contrapunto conforme a questa ricercata delle sei, che col Violone si sona, e così la ricercata riuscirà bene per chel suo contrapunto e sciolto. Et auuerta il Sonatore che di questa maniera di sonare si troueràno nel fine di questo libro altri essempli sopra tenori e questi gli ho fatti per Iodisfar alli diuersi gusti e desiderii de sonatori, si che ciascuno si pigli quello che gli parera migliore e piu bello.

RECERCATA PRIMA. II



RECERCATA SECVNDA.



RECERCATA TERZA

